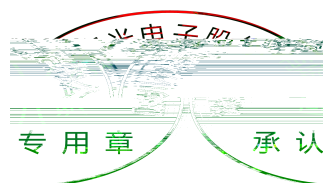
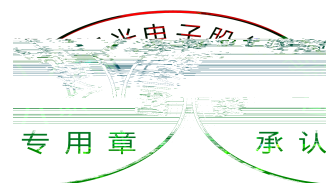


# SPECIFICATION 产品规格书




## Contents 目錄


|  |    |
|--|----|
| 1. Description 产品介绍                                  |    |
| 1.1 General Description 产品描述                         |    |
| 1.2 Features 产品特征                                    |    |
| 1.3 Application 产品应用                                 |    |
| 1.4 Package Dimension 封装尺寸                           |    |
| 1.5 Product Parameters 产品参数                          |    |
| 1.6 Typical optical characteristics curves 典型光学特性曲线  |    |
| 2. Packaging 产品包装                                    |    |
| 2.1 Packaging Specification 包装规格                     |    |
| 2.1.1 Carrier Tape Dimension 载带尺.....                | 10 |
| 2.1.2 Reel Dimension 卷盘尺寸.....                       | 10 |
| 2.1.3 Label Form Specification 标签规格.....             | 11 |
| 2.3 Cardboard Box 包装纸箱                               |    |
| 2.4 Reliability Test Items And Conditions 信赖性测试项目及条件 |    |
| 2.5 Criteria For Judging Damage 失效判定标准               |    |
| 3. SMT Reflow Soldering Instructions SMT 回流焊说明       |    |
| 3.1 SMT Reflow Soldering Instructions SMT 回流焊说明      |    |
| 4. Handling Precautions 产品使用注意事项                     |    |
| 4.1 Handling Precautions 产品使用注意事项                    |    |



# 1. Description

## 1.1





## 1.5 Product Parameters 产品参数

Table 1-1 Electrical / Optical Characteristics at Ts=25°C 电性与光学特性

| Item<br>项目                          | Symbol<br>符号 | Test Condition<br>测试条件 | Value         |              |               | Unit<br>单位  |
|-------------------------------------|--------------|------------------------|---------------|--------------|---------------|-------------|
|                                     |              |                        | Min.<br>(最小值) | Typ<br>(典型值) | Max.<br>(最大值) |             |
| Reverse Current<br>(漏电流)            | $I_R$        | $V_R=5V$               | ---           | ---          | 10            | $\mu A$     |
| Forward Voltage<br>(正向电压)           | $V_F$        | $I_F=100mA$            | 1.4           | 1.6          | ---           | V           |
| Peak Wavelength<br>(峰值波长)           | $\lambda_p$  | $I_F=100mA$            | ---           | 850          | ---           | nm          |
| Spectrum Radiation<br>Bandwidth 半波宽 |              | $I_F=100mA$            | ---           | 45           | ---           | nm          |
| Total radiant flux<br>辐射功率          | $e$          | $I_F=100mA$            | 45            | 65           |               | mW          |
| Viewing Angle<br>(发光角度)             |              | $I_F=100mA$            | ---           | 75           | ---           | deg         |
| Thermal Resistance.<br>(热阻)         | $R_{THJ-S}$  | $I_F=100mA$            | ---           | 50           | ---           | $^{\circ}W$ |

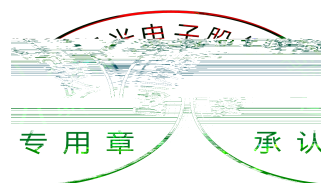


Table 1-2 Absolute Maximum Ratings at Ts=25°C 绝对最大值

| Parameter (参数)                        | Symbol (符号) | Rating (值) | Units (单位) |
|---------------------------------------|-------------|------------|------------|
| Power Dissipation<br>(功耗)             | $P_D$       | 160        | mW         |
| Forward Current<br>(正向电流)             | $I_F$       | 100        | mA         |
| Reverse Voltage<br>(反向电压)             | $V_R$       | 5          | V          |
| Electrostatic Discharge<br>(HBM) (静电) | $E_{SD}$    | 2000       | V          |
| Operating Temperature<br>(操作温度)       | $T_{OPR}$   | -40 ~ +85  |            |
| Storage Temperature<br>(储存温度)         | $T_{STG}$   | -40 ~ +85  |            |
| Junction Temperature<br>(结温)          | $T_J$       | 105        |            |

Notes 备注:

- 1.1/10 Duty cycle, 0.1ms pulse width. 脉宽0.1ms,占空比1/10.
- 2.The above forward voltage measurement allowance tolerance is  $\pm 0.1V$ . 以上所示电压测量误差  $\pm 0.1V$ .
3. Tolerance of measurement of Total radiant flux/ Radiant Intensity: $\pm 10\%$ .辐射功率/强度测量公差:  $\pm 10\%$ .
4. Care is to be taken that power dissipation does not exceed the absolute maximum rating of the product. 使用功率不能超过规定的最大值。
5. All measurements were made under the standardized environment of Refond. 所有测试都是基于瑞丰现有的标准测试平台。
- 6.When the LEDs are in operation the maximum current should be decided after measuring the package temperature , junction temperature should not exceed the maximum rate. LED使用的最大电流需要根据散热条件确定, 结温不能超过最大值。
7. ESD yield is over 90% at 2000V ESD (HBM). ESD protection during products handling is needed. 90%的LED通过人体模式ESD2000V 测试, 在操作时请注意静电防护。

## 1.6 Typical optical characteristics curves 典型光学特性曲线

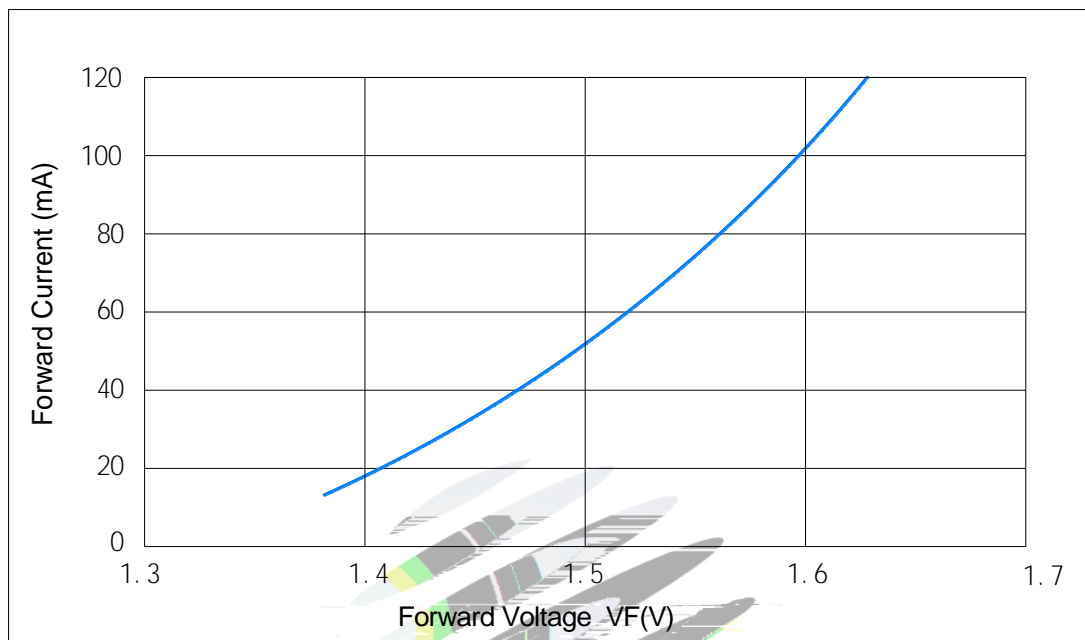


Fig 1-6 Forward Voltage Vs. Forward Current 伏安特性曲线

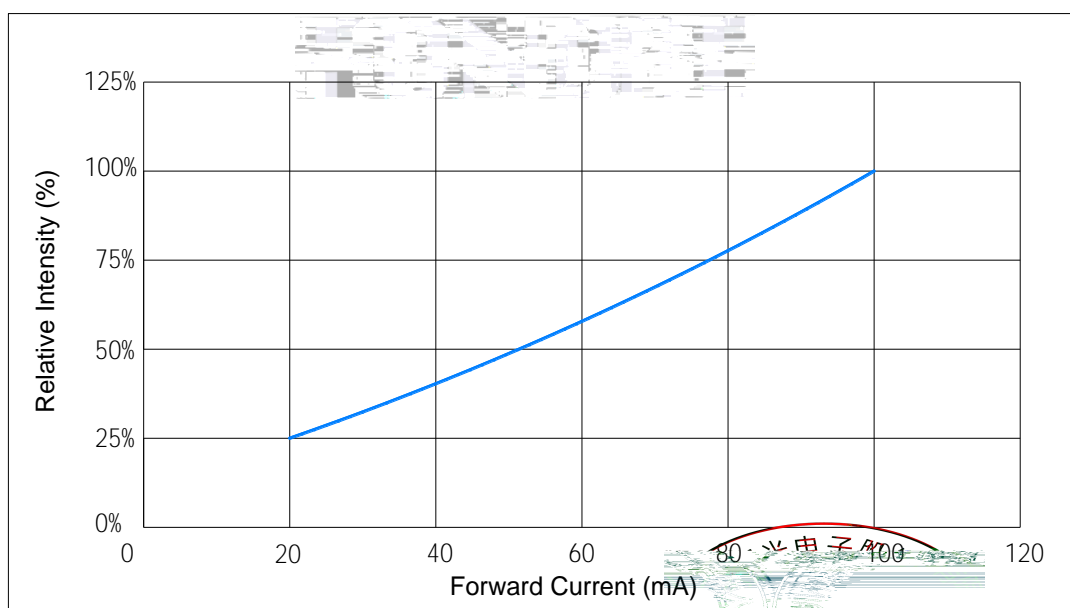


Fig 1-7 Forward Current Vs. Relative Intensity 正向电流与相对光强特性曲线

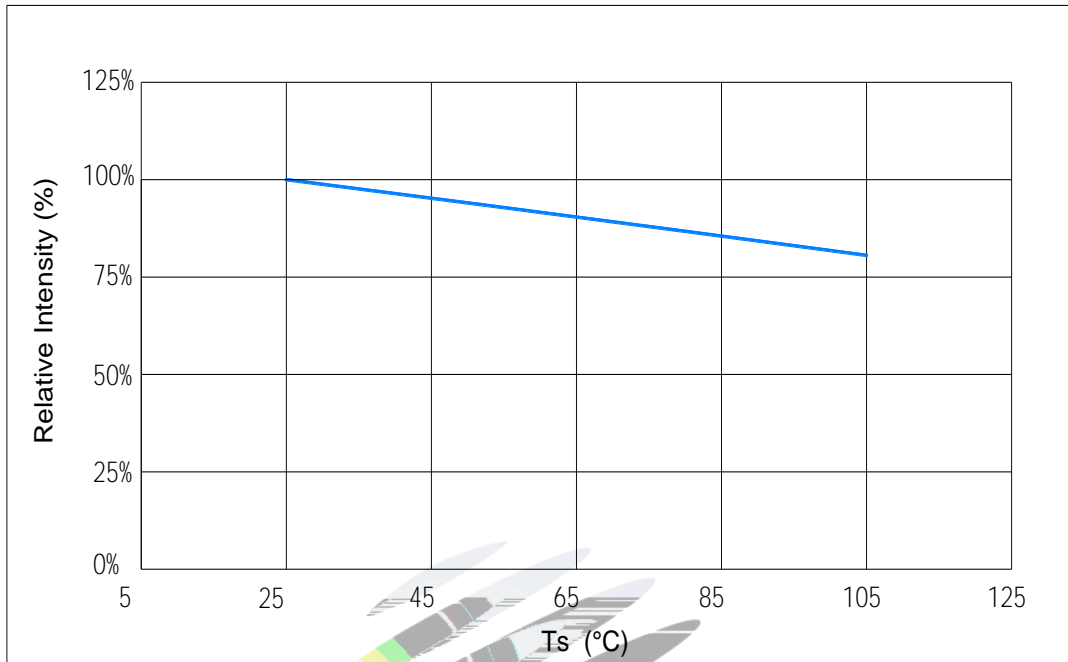


Fig 1-8 Ts Temperature Vs Relative Intensity 管脚温度与相对光强特性曲线

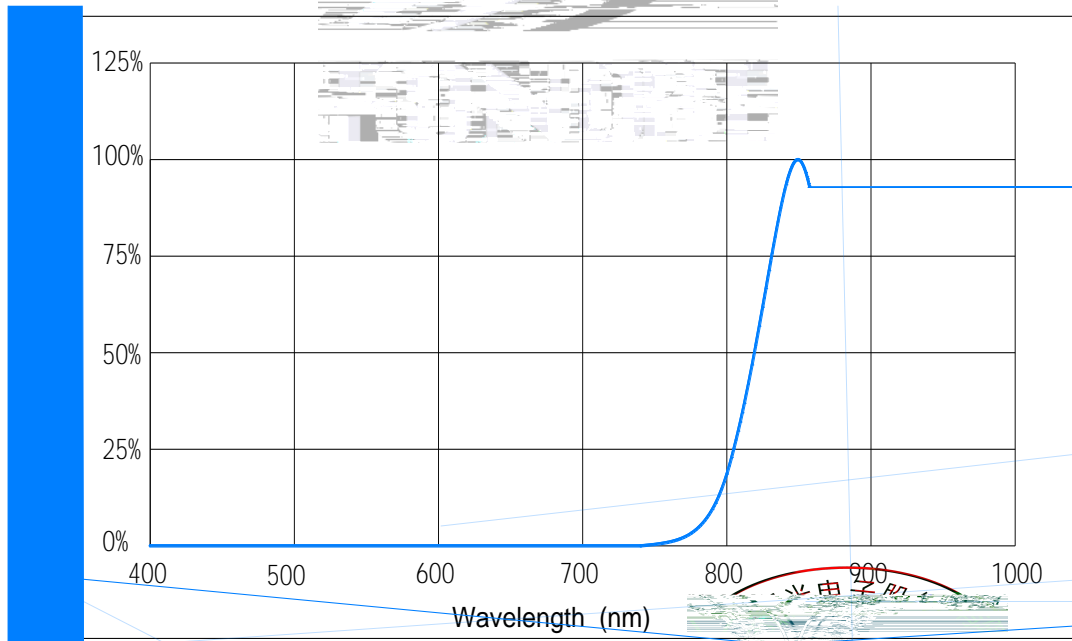


Fig 1-9 Spectrum Distribution 光谱分布特性曲线



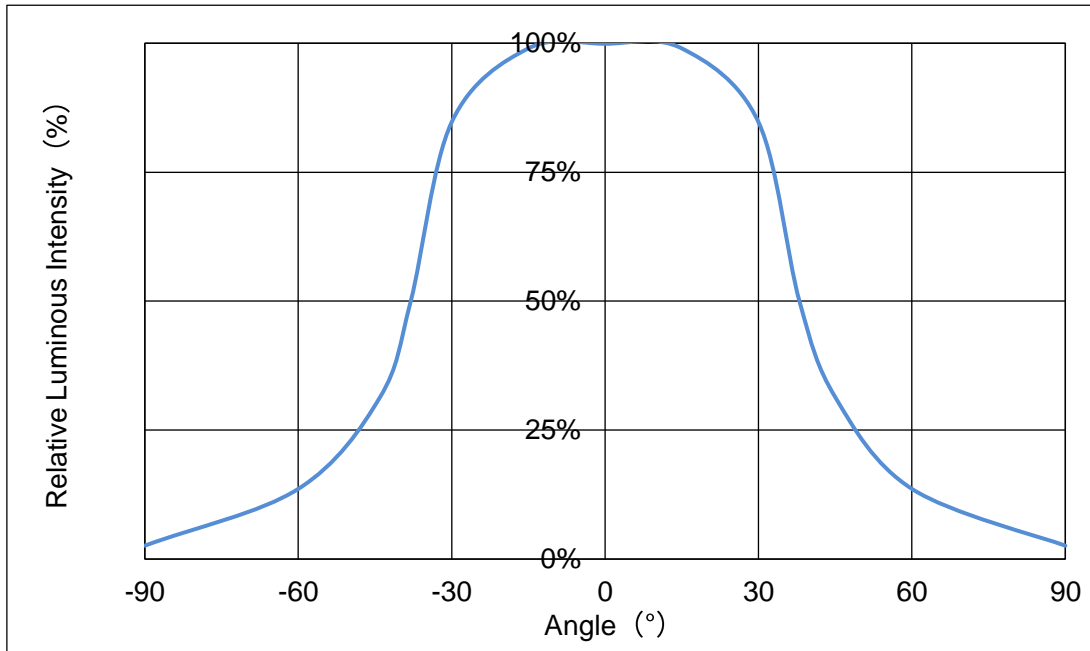


Fig 1-10 Radiation diagram 辐射特性曲线

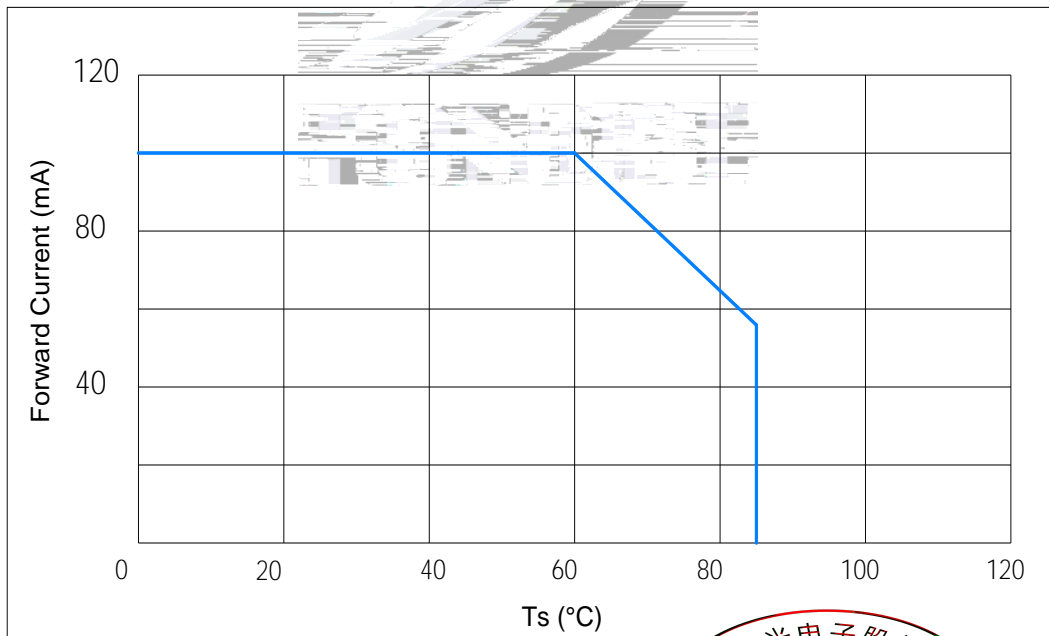


Fig 1-11 Ts Temperature Vs Forward Current 管脚温度与正向电流特性曲线

## 2. Packaging 产品包装

### 2.1 Packaging Specification 包装规格

Package: 3500pcs/reel. 包装每卷 3500pcs。

#### 2.1.1 Carrier Tape Dimension 载带尺

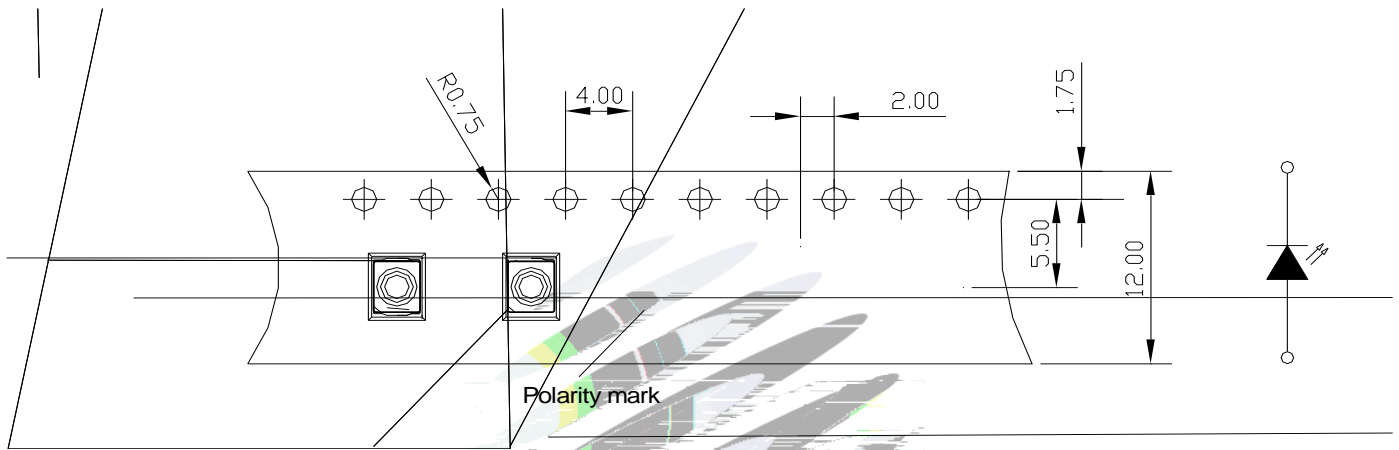


Fig.2-1 Carrier Tape Dimension 载带尺寸

#### 2.1.2 Reel Dimension 卷盘尺寸

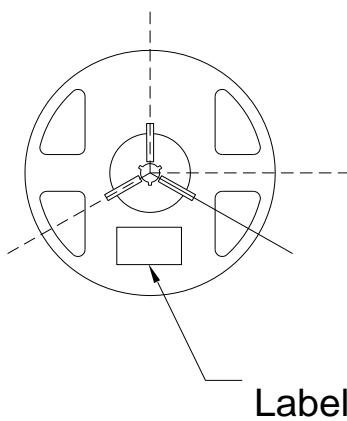


Fig.2-2 Reel Dimension 卷盘

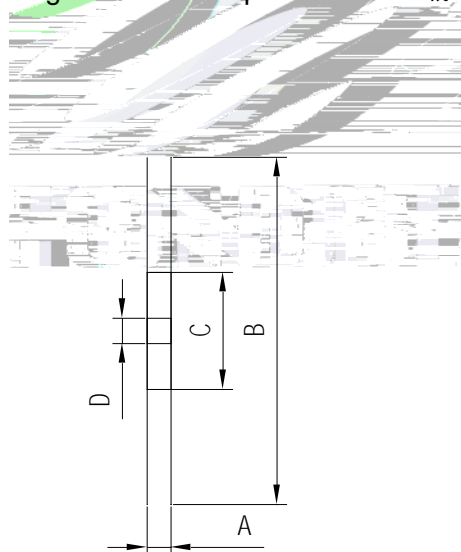




Table 2-1 Dimension 尺寸

|   |            |
|---|------------|
| A | 12.7±0.3mm |
| B | 330.2±2mm  |
| C | 79.5±1mm   |
| D | 14.3±0.2mm |

Notes 备注:

The tolerances unless mentioned ±0.1mm. Unit : mm 注：未注公差为±0.1毫米，尺寸单位 毫米。

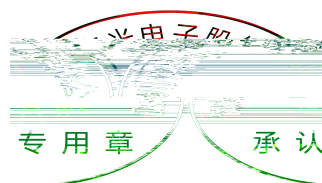




## 2.4 Reliability Test Items And Conditions 信赖性测试项目及条件

Table 2-3 Reliability Test Items And Conditions 信赖性测试项目及条件

| Test Items<br>项目                 | Ref.Standard<br>参考标准 | Test Condition<br>测试条件            | Time<br>时间 | Quantity<br>数量 | Ac/Re<br>接收/拒收 |
|----------------------------------|----------------------|-----------------------------------|------------|----------------|----------------|
| Reflow<br>回流焊                    | JESD22-B106          | Temp:260°Cmax<br>T=10 sec         | 3times.    | 10pcs          | 0/1            |
| Temperature Cycle<br>温度循环        | JESD22-A104          | 100°C 30 min.<br>-40°C 30 min.    | 100 cycles | 10Pcs.         | 0/1            |
| Thermal Shock<br>冷热冲击            | JESD22-A104          | -40°C 15min<br>10s<br>100°C 15min | 300 cycles | 10pcs.         | 0/1            |
| High Temperature Storage<br>高温保存 | JESD22-A103          | Temp:100°C                        | 1000hrs.   | 10pcs          | 0/1            |
| Low Temperature Storage<br>低温保存  | JESD22-A119          | Temp:-40°C                        | 1000hrs.   | 10pcs.         | 0/1            |
| Life Test<br>常温通电                | JESD22-A108          | Ta=25°C<br>If=100mA               | 1000hrs.   | 10pcs.         | 0/1            |



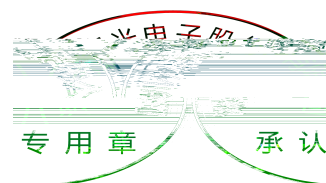
## 2.5 Criteria For Judging Damage 失效判定标准

Table Criteria For Judging Damage 失效判定标准

| Test Items<br>项目           | Symbol<br>符号 | Test Condition<br>测试条件 | Criteria For Judgement<br>判定标准 |             |
|----------------------------|--------------|------------------------|--------------------------------|-------------|
|                            |              |                        | Min. 最小                        | Max. 最大     |
| Forward Voltage<br>正向电压    | $V_F$        | $I_F=100mA$            | -                              | U.S.L*)x1.1 |
| Reverse Current<br>反向电流    | $I_R$        | $V_R = 5V$             | -                              | U.S.L*)x2.0 |
| Total radiant flux<br>辐射功率 | $\Phi_e$     | $I_F=100mA$            | L.S.L*)x0.7                    | -           |

Notes 备注:

- 1.U.S.L: Upper standard level 规格上限 L.S.L: Lower standard level 规格下限
2. The above reliability tests is based on the verification of a single/strip LED of Refond's existing experimental platform, the reliability experiment was taken under good heat dissipation conditions. when customers applies the LED to the series and parallel circuit, should take consideration of all the factors such as the current, voltage distribution, heat dissipation and others. 以上可靠性测试是基于瑞丰现有实验平台单颗/条 LED 在良好散热条件验证下的结果。客户端将 LED 应用于串、并联线路时，需自行评估电流、电压分配、散热等问题。
- 3.The technical information shown in the data sheets are limited to the typical characteristics and circuit examples of the referenced products. It does not constitute the warranting of industrial property nor the granting of any license. 以上技术参数仅为产品的典型值，只作为参考，不作为任何应用条件及电路方式的保证。



### 3. SMT Reflow Soldering Instructions SMT 回流焊说明

#### 3.1 SMT Reflow Soldering Instructions SMT 回流焊说明

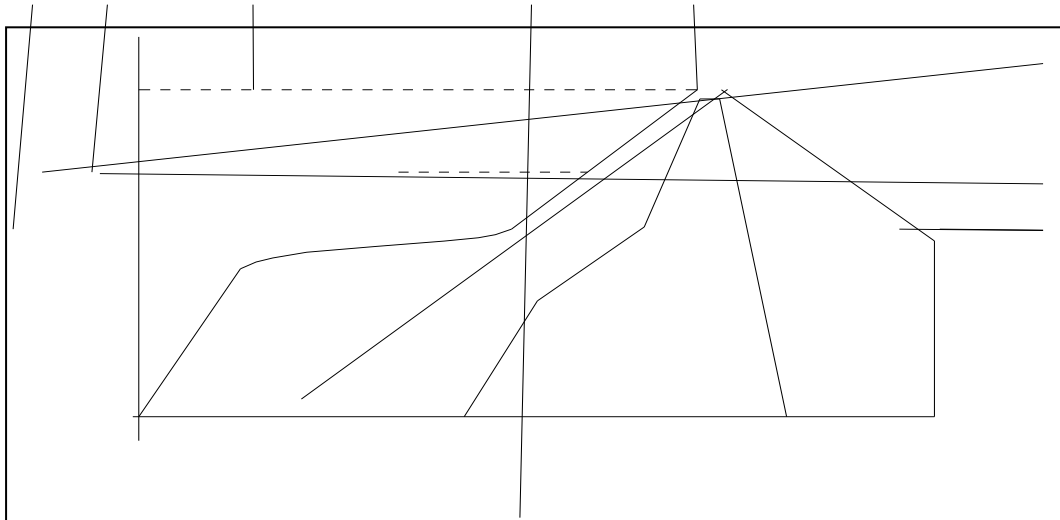



Fig.3-1 SMT Reflow Soldering Instructions SMT 回流焊说明

Table 3-1 Parameter 参数

|  |                      |
|--|----------------------|
| Average temperature rise speed 平均升温速度 (T <sub>max</sub> 至 T <sub>P</sub> )               | 最高3 °C/秒 Max 3 °C/ s |
| Preheating: minimum temperature 预热: 最低温度 (T <sub>min</sub> )                             | 160°C                |
| Preheating: Max temperature 预热: 最高温度 (T <sub>max</sub> )                                 | 180°C                |
| Preheating: Time 预热: 时间 (T <sub>min</sub> 至 T <sub>max</sub> )                           | 60 - 120秒 60s-120s   |
| Time limited to maintain high temperature: the temperature 限时维持高温: 温度(T <sub>L</sub> )   | 200 °C               |
| Time limited to maintain high temperature: The Time 限时维持高温: 时间 (t <sub>L</sub> )         | 最多60秒 Max 60s        |
| Peak /Classification of temperature:峰值 / 分类温度 (T <sub>P</sub> )                          | 220°C                |
| Time limit classification of peak temperature time 限时峰值分类温度: 时间 (t <sub>P</sub> )        | 最多5秒 Max 5s          |
| Hold time within 5 °C with the actual peak temperature (TP) 与实际峰值温度 (TP) 相差 5 °C 以内的保持时间 | 最多30秒 Max 30s        |
| Cooling speed 降温速度   | 最高6 °C/秒 Max 6 °C/ s |
| Needed time from 25 °C to T <sub>P</sub> 25 °C 升至峰值温度所需时间                                | 最多8分钟 Max 8 minutes  |

Notes 备注:

- (1) Reflow soldering should not be done more than two times. In the case of more than 24 hours passed soldering after first, LEDs will be damaged. 回流焊次数不可以超过两次，两次回流焊的时间间隔如果超过24小时，LED可能由于吸湿而损坏。
- (2) When soldering , do not put stress on the LEDs during heating.



## 4. Handling Precautions 产品使用注意事项


### 4.1 Handling Precautions 产品使用注意事项

(1) LED operating environment and sulfur element composition cannot be over 100PPM in the LED mating usage material. This is provided for informational purposes only and is not a warranty or endorsement. LED 工作环境及与 LED 适配的材料中硫元素含量不能超过 100PPM. 这只是一个建议，不作任何品质担保。

(2) In order to prevent external material from getting into the inside of LED, which may cause the malfunction of LED, the single content of Bromine element is required to be less than 900PPM, the single content of Chlorine element is required to be less than 900PPM, the total content of Bromine element and Chlorine element in the external materials of the application products is required to be less than 1500PPM. This is provided for informational purposes only and is not a warranty or endorsement. 为了防止外界物质进入 LED 内部以造成 LED 的损伤，所处环境及所用套件等等，单一的溴元素含量要求小于 900PPM，单一氯元素含量要求小于 900PPM，溴元素与氯元素总含量必须小于 1500PPM. 这只是一个建议，不作任何品质担保。

(3) VOCs (Volatile organic compounds) emitted from materials used in the construction of fixtures can penetrate silicone encapsulants of LEDs and discolor when exposed to heat and photonic energy. The result can be a significant loss of light output from the fixture. Knowledge of the properties of the materials selected to be used in the construction of fixtures can help prevent these issues. Refond advises against the use of any chemicals or materials that have been found or are suspected to have an adverse affect on device performance or reliability. To verify compatibility, Refond recommends that all chemicals and materials be tested in the specific application and environment for which they are intended to be used. Attaching LEDs, do not use adhesives that outgas organic vapor. 应用套件中的挥发性物质会渗透到 LED 内部，在通电产生光子及热的条件下，会导致 LED 器件的性能或者可靠性有害的物质或材料，不管这些材料是已经证实了的还是仅仅怀疑有害。针对特定的用途和使用环境，瑞丰建议对所有的物质和材料进行相容性的测试。在贴装 LED 时候，不要使用能产生有机挥发性气体的粘结剂。

(4) Handle the component along the side surface by using forceps or appropriate tools; do not directly touch or Handle the silicone lens surface, it may damage the internal circuitry. 通过使用适当的工具沿侧面取用 LED 器件，不要直接触碰 LED 的硅胶透镜表面，可能会损坏内部电路。





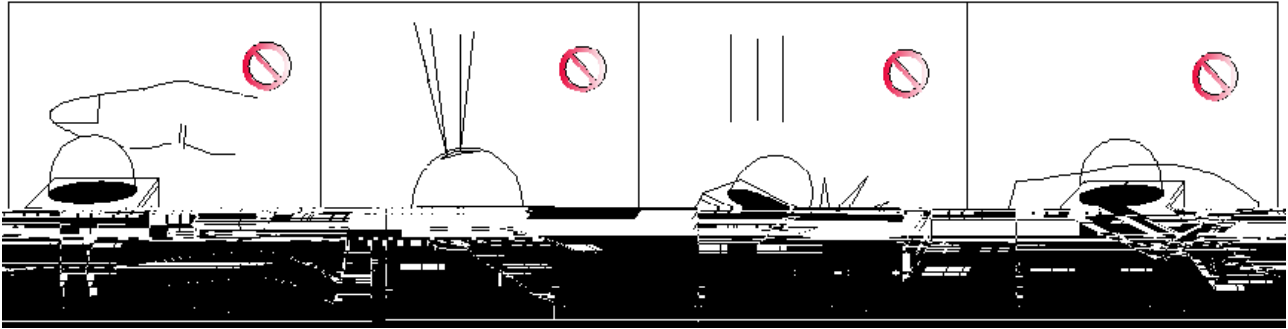
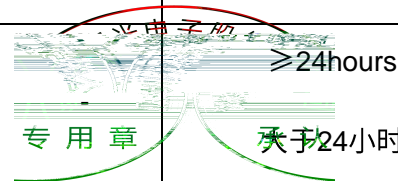


Fig 4-1

(5) In designing a circuit, the current through each LED can not be exceed the absolute maximum rating specified for each LED. In the meanwhile, resistors for protection should be applied, otherwise slight voltage shift will cause big current change, burn out may happen. The driving circuit must be designed to allow forward voltage only when it is ON or OFF. If the reverse voltage is applied to LED, migration can be generated resulting in LED damage. 设计电路时，通过 LED 的电流不能超过规定的最大值，同时，还需使用保护电阻，否则，微小电压的变化，不要施加反压，否则会损坏 LED。

(6) Thermal Design is paramount importance because heat generation may result in the Characteristics decline, such as brightness decreased, Color change and so on. Please consider the heat generation of the LEDs when making the system design. LED 容易因为自身的发热和环境的温度改变而改变，温度升高会降低 LED 的亮度，影响发光颜色，所以在设计时应当考虑散热问题。

Table 4-1 Storage 储存

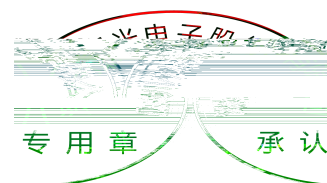

| Conditions<br>种类 |                                    | Temperature | Humidity<br>湿度   | Time<br>时间              |
|------------------|------------------------------------|-------------|--|-------------------------|
| Storage          | Before Opening Aluminum Bag<br>拆包前 | 30°C        | 75%  | Within 1 Year From Date |
|                  | After Opening Aluminum Bag<br>拆包后  | 30°C        | 60%  | 48hours<br>48小时         |
| Baking<br>烘烤     |                                    | 60±5°C      |  |                         |

(7) If the moisture absorbent material (silica gel) has faded away or the LEDs have exceeded the storage time, baking treatment should be performed after unpacking and based on the following condition ( $60\pm 5$ ) °C for above 24 hours. 如果干燥剂或包装失效，或者产品不符合以上有效储存条件，需拆包后进行烘烤，烘烤条件： $60\pm 5^{\circ}\text{C}$ ，大于 24 小时。



If the package is flatulence or damaged, please notify the sales staff to assist. 如果包装胀气或者破损，请通知销售人员协助处理。

(8) Similar to most Solid state devices; LEDs are sensitive to Electro-Static Discharge (ESD) and Electrical Over Stress (EOS). 像其他的半导体电子器件一样，LED 对静电过流击穿非常敏感，需要做好防护。

(9) Other points for attention, please refer to our relevant information.



Version History/修订历史

| Date日期    | Revisor修订者 | Version版本 | Verifier审核 | Remarks备注   |
|-----------|------------|-----------|------------|---|
| 2019-8-12 | 刘旭阳        | E/0       | 王华建        | 新版发行  |
|           |            |           |            |   |
|           |            |           |            |   |
|           |            |           |            |   |
|           |            |           |            |   |
|           |            |           |            |   |
|           |            |           |            |   |
|           |            |           |            |   |
|           |            |           |            |   |
|           |            |           |            |   |
|           |            |           |            |   |
|           |            |           |            |   |
|           |            |           |            |   |
|           |            |           |            |   |
|           |            |           |            |   |
|           |            |           |            |   |
|           |            |           |            |   |
|           |            |           |            |   |
|           |            |           |            |   |
|           |            |           |            |   |
|           |            |           |            |  |
|           |            |           |            |  |



Declare 申明

This specification is written both in English and in Chinese and the Chinese version shall prevail in the event of any conflict.  
产品规格书以中英文方式书写，**中文版本为准，若有冲突，以中文版本为准。**

